

F1050R.2-HXP TECHNO

Temporary




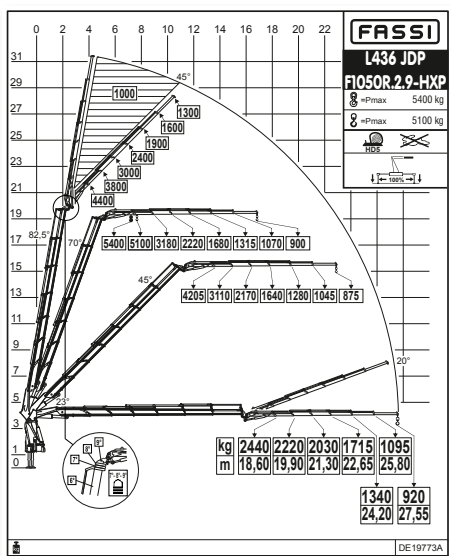
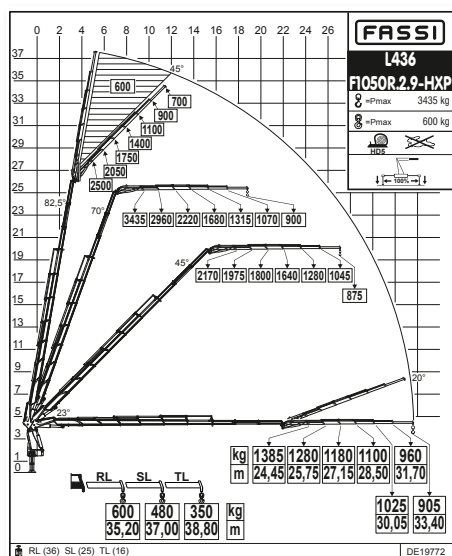
kg/m













F1050R.2-HXP TECHNO
















LEADER **IN** INNOVATION

Load diagrams - kg/m

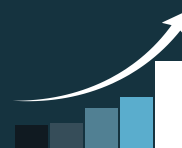


												
F1050R.2.4	88,6	11,15	7,00	360°	80	34,5	100	250	7505	2525	1785	2580
F1050R.2.9	83,9	21,70	17,10	360°	80	34,5	100	250	8990	2545	1890	2580
F1050R 2.9 L436	83,9	33,40	28,80	360°	80	34,5	100	250	10310	2545	1995	2915

												
	Lifting capacity	Standard reach	Hydraulic extension	Rotation	Rotation torque	Working pressure	Pump capacity	Oil tank capacity	Crane weight	Crane width	Installation width	Crane height

X Design

PERFORMANCE + 50%



The decagonal section is characterised by increased mechanical performance, motion guides and the inertial stability of vertical loads. The result is that, in comparison to the hexagonal section, lighter solutions can be developed that offer the same mechanical performance, and higher mechanical performance can be achieved with the same weight.

In fact is an increase in vertical performance of more than 50% has been achieved.

F1050R.2-HXP TECHNO

New lifting moment limiting device FX990

Excellent power-to-weight ratio

Stability control FSC TECHNO

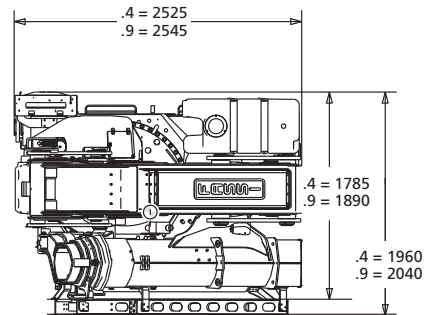
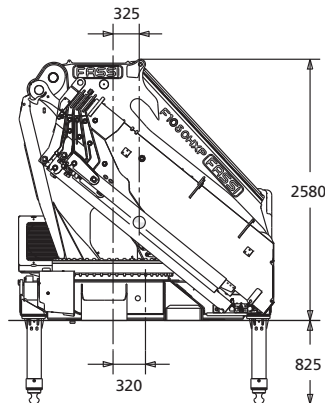
Permanent pulley system

Excellent hydraulic boom

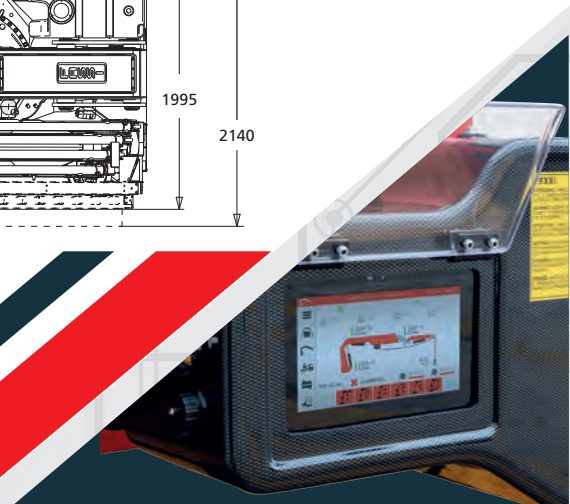
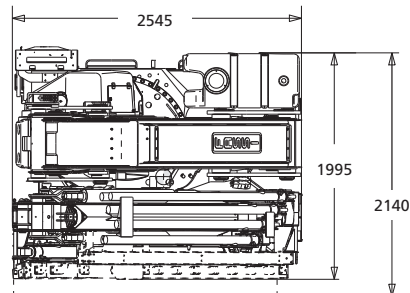
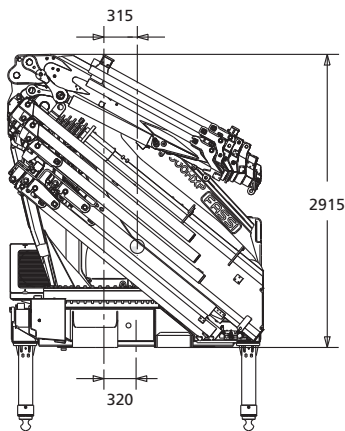
Jibs L626 and L436



F1050R.2-HXP TECHNO



L SERIE



TECHNO

The main feature of the new **FX990** unit is the significant increase in resources with **three CAN-BUS lines**; one dedicated to sensors, one to controls and one to vehicle connection. The latter relates to the importance of previous developments, from FX-Link to the DBF (Drive by Fassi) function for the remote control of the truck via the crane's V7 radio controller. In addition, **two Ethernet lines** further **extend connectivity and processing power**, another first.

Lifting Tomorrow



LEADER IN INNOVATION



FASSI GRU S.p.A.
Via Roma, 110
24021 Albino (Bergamo) ITALY
Tel +39 035 776400
Fax +39 035 755020
www.fassi.com
fassi@fassi.com

COMPANY WITH
MANAGEMENT SYSTEM
CERTIFIED BY DNV GL
= ISO 9001 =
= ISO 14001 =